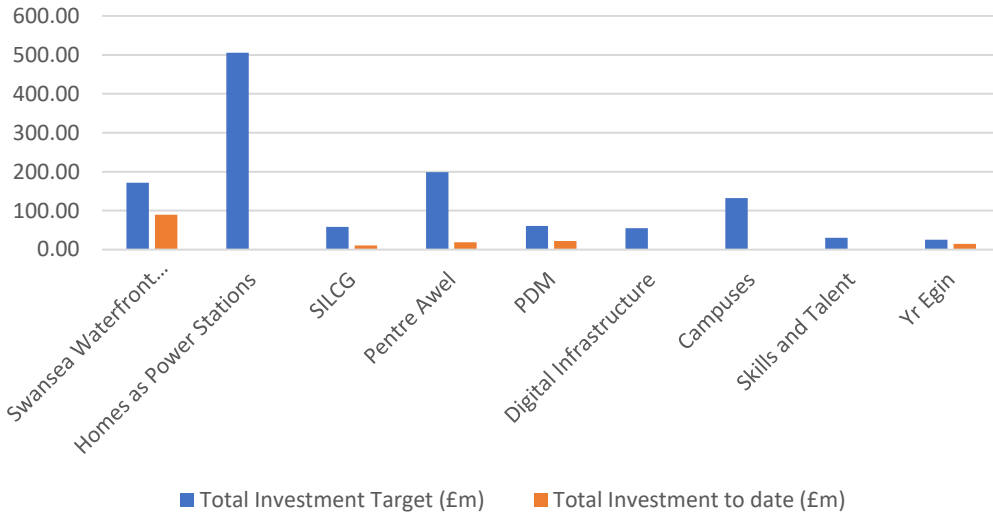
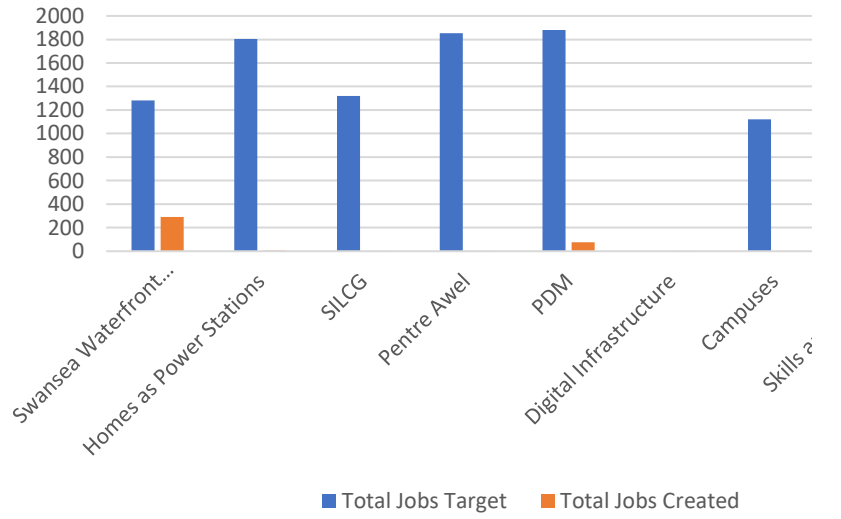


Project/Prgramme	Total Investment Target (£m)	Total Investment to date (£m)	Total Jobs Target	Total Jobs Created	Total GVA Target (£m)	Total anticipated GVA Created by end FY 21/22 (£m)	Business Case Status
Swansea Waterfront Digital District	171.54	89.37	1281	291	669.00	36.97	Approved - FBC
Homes as Power Stations	505.50	0.05	1804	5	251.00	0.00	Approved - OBC
SILCG	58.70	10.30	1320	1	93.00	0.00	Approved - OBC
Pentre Awel	199.19	19.17	1853	2	467.00	0.00	Approved - OBC
PDM	60.47	21.96	1881	77	343.00	12.60	Approved - OBC
Digital Infrastructure	55.30	0.54	0	3	318.80	0.00	Approved - OBC
Campuses	131.98	1.14	1120	2	150.00	0.04	OBC regionally approved
Skills and Talent	30.00	0.20	0	2	0	0.00	Submitted - OBC
Yr Egin	25.17	14.87	427	107	89.00	9.72	Approved - FBC
	1237.85	157.59	9686	490	2380.80	59.33	
		12.73%		5.06%		2.49%	

Portfolio Investment (15 years) - Planned vs Actual



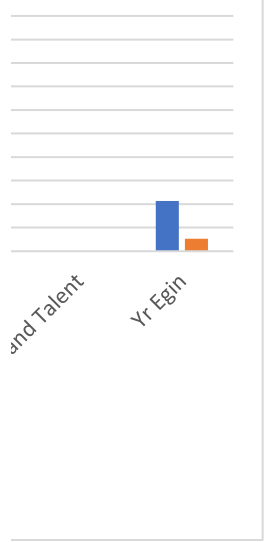
Portfolio Jobs (15 years) - Planned vs Act



ry

Project Stage	Stage Commencement	Stage Completion
Partial Delivery (2/4)	Oct-19	Q4-2027
Pre-procurement	Jul-21	Q1-2022
Partial Delivery (2/7)	Nov-20	Q4-2025
Pre-construction	Oct-21	Q1-2022
Partial Delivery (1/4)	Sep-21	Q1-2024
Pre-procurement	Mar-21	Q2-2022
Pre-approval	Jul-21	Q1-2022
Pre-approval	Jul-21	Q4-2021
Partial Operation (1/2)	Sep-18	Q4-2023

ual



Portfolio GVA (15 years) - Planned vs Actual

